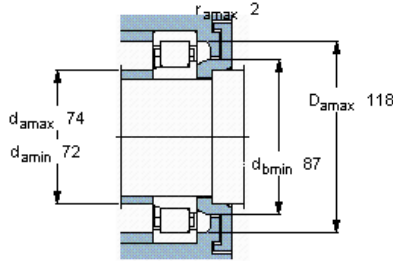

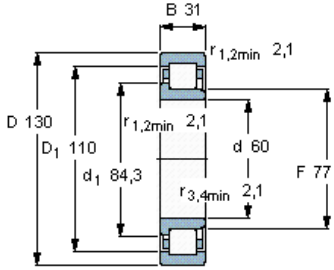


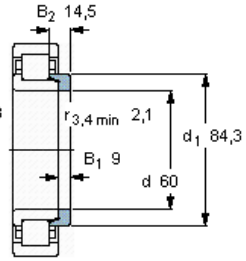
Cylindrical roller bearings, single row

Principal dimensions			Basic load ratings		Designation	Angle ring
d	D	B	dynamic C	static C0	<b>* SKF Explorer bearing</b>	Designation
mm			kN		-	-
<b>60</b>	130	31	173	160	NJ 312 ECJ *	HJ 312 EC



**Calculation factors**

$k_r$  0,15  
 $e$  0,2  $Y$  0,6



HJ 312 EC

Mass kg 0,22